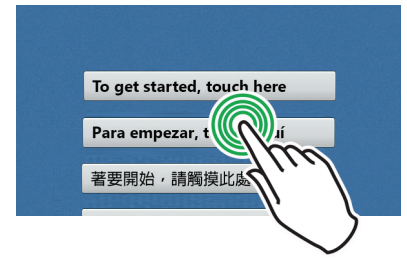
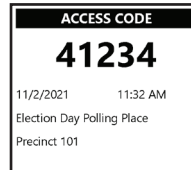


# how to vote

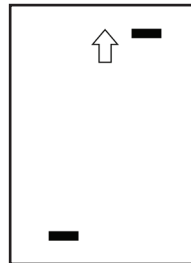
**1** Use the touch screen to select your preferred language (if multiple languages are available).



**2** Enter your Access Code and select **Accept**.

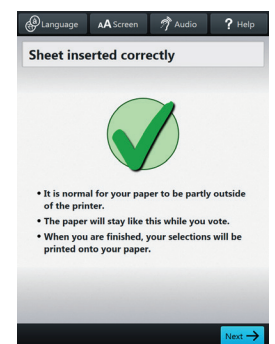


**3** When prompted, feed **ONE** sheet of ballot paper as shown on screen.



**4** Follow the prompts on screen to mark, review, and print your ballot.

**If you were given TWO ballot sheets:** When prompted after the first sheet has printed, remove the *first* sheet of your ballot and then feed the *second* sheet.



**5** Retrieve your printed ballot sheet(s) and take them to the scanning device to cast your ballot. **Scan one sheet at a time.**

